

AGA Hotcupboard with Warming Plate



Model # AHC



The AGA Hotcupboard is the original integrated solution giving owners two additional ovens for warming and simmering foods. This model boasts a large warming plate atop the hotcupboard giving additional serving space for buffet styled meals. This integrated solution attaches to the left of any 3-oven AGA Total Control or AGA Dual Control.

- Iconic AGA signature look with cast iron doors, front and top.
- Large 16 ¼”H x 14 1/8”W aluminum warming plate, perfect for keeping food warm prior to serving.
- Simmering oven at the top of the hotcupboard is perfect for slow cooking meats.
- Warming oven at the bottom is perfect for keeping desserts warm while eating your meal. Warm your tableware prior to serving.
- Push button control to operate; hotcupboard operates separate from the 3-oven cast iron range and other integrated solutions.
- Seamless integration giving the look of one large range
- Includes one large handle to complete the integrated look

ORDERING DETAILS	MODEL #
Black	AHC-BLK
Cream	AHC-CRM
White	AHC-WHT
Pewter	AHC-PWT
Dark Blue	AHC-DBL
Pearl Ashes	AHC-PAS
Aubergine	AHC-AUB
Duck Egg Blue	AHC-DEB
Pistachio	AHC-PIS

Must integrate with an AGA Total Control or Dual Control

Cast iron range is coated in hygienic, easy-to-clean vitreous enamel



Black Cream White Pewter Dark Blue Pearl Ashes Aubergine Duck Egg Blue Pistachio

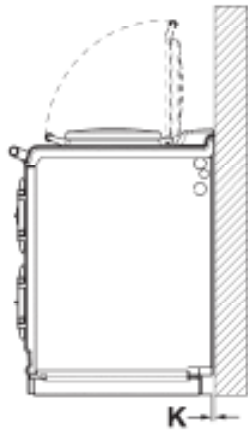
AGA Hotcupboard with Warming Plate



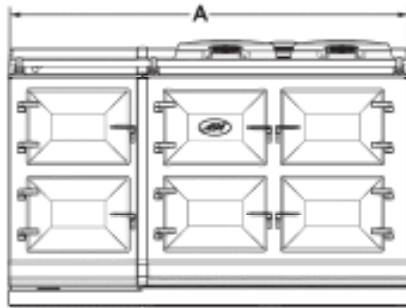
Model # AHC



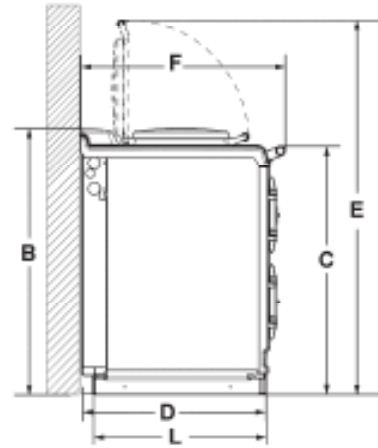
Technical Specifications	
Overall Dimensions	36"H x 19 3/8"W x 27 1/2"D
1. Warming Plate	16 1/2"H x 14 1/8"W
2. Simmering Oven	10"H x 13 3/4"W x 20 1/4"D
3. Warming Oven	10"H x 13 3/4"W x 20 1/4"D
Weight	292 lbs
Shipping Weight	332 lbs
Electrical Requirements	110v, 15amp, 60Hz
Fuel/Power	Electric
Warranty	1 Year Limited Warranty on all parts and labor
Shipping Instruction	Ships fully assembled in separate carton



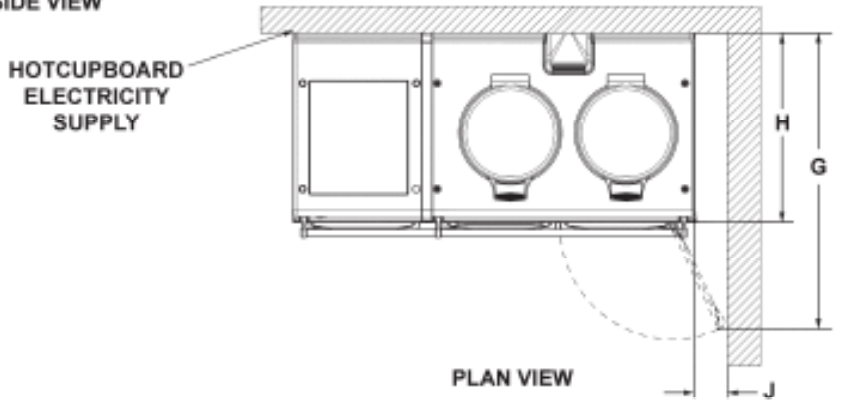
RH SIDE VIEW



FRONT VIEW



LH SIDE VIEW



PLAN VIEW

MINIMUM WALL POSITION

	A	B	C	D	E	F	G	H	J	K	L
mm	1478	951	913	680	1388	760	1145	698	116	10	634
ins	58 1/4	37 1/2	36	26 3/4	54 5/8	29 7/8	45 1/8	27 1/2	4 9/16	3/8	25